

Customer Name _____

Designer _____

Date _____

New Construction Remodel

Cornerstone & Millennia – It's All About Choices

CONSTRUCTION CHOICES

1. Cabinet construction type | pg G-1

Standard cabinet heights: Base cabinet 34-1/2" | Mid-base cabinet 31-1/2" | Vanity cabinet 29-1/4"

- Millennia European Frameless
- Cornerstone Framed standard 1-1/2" top rail height
 - Inset Beaded Inset



Frameless
Doors attach directly to the box and completely cover it



Framed – Traditional Overlay
Doors are sized to show about 1" of the face frame



Framed – Modified Overlay
A larger door overlays (conceals) more of the frame



Inset
Door and drawer fronts are recessed and flush to the frame



Beaded Inset
A groove routed into the frame outlines the opening

2. Cabinet box construction | pg G-2

- Industrial Strength Furniture Board (ISFB) base price • no up-charge
- Plywood up-charge



3. Cabinet interior finish | pg G-2

- White vinyl (WHTV) no up-charge
- Wood-grain vinyl (WGTV) on ISFB only • no up-charge
- Natural wood veneer (NWW) Plywood box construction only • up-charge
- Finish to match face frame species & color for exposed interiors (FMI) up-charge
- Grey Melamine (GM) Millennia only • up-charge
- Black Melamine (BM) Millennia only • up-charge



CONSTRUCTION CHOICES *continued*

4. Drawer box construction | pg G-1

- 1/2" Plywood dovetail wood veneer (PLY) no up-charge
- 5/8" solid hardwood dovetail (HWDWR) up-charge
- Powder Grey (PG) Steel Drawer System Millennia only • up-charge
- Stainless Steel (SS) Drawer System Millennia only • up-charge



5. Drawer guides | All rated at 100 lb. capacity • pg G-2 – G-3

- Undermount, 3/4 extension, epoxy-coated (SEGU) no up-charge
- Zinc, sidemount, full-extension, steel ball-bearing (FEGZ) up-charge
- Black, sidemount, full-extension, steel ball-bearing (FEGB) up-charge
- White, sidemount, full-extension, steel ball-bearing (FEGW) up-charge
- Undermount, full-extension, steel ball-bearing (UMFEG) up-charge
- UMFEG with inMotion drawer closing system (UMFEG-IM) up-charge



DESIGN CHOICES

1. Door style | pgs G-5 to G-6


Name _____

Door edge detail | pg G-12

Name _____

Door overlay (Cornerstone only) | pg G-2 or see page on of this guide

- Traditional Modified Beaded Inset Inset



Raised Panel door next to matching Arched style



Arched doors are used primarily on upper wall cabinets



Recessed Panel door with mitered corners



Applied Moulding door with Artisan 3 Distressing



Slab styles are available in solid wood and veneer



Slab styles are also seen in Laminate, Foil and Metal

2. Drawer front style | pgs G-13 to G-40

- Slab (flat drawer front) no up-charge
- 5-Piece Drawer Front to Match Door (DFMD) up-charge unless standard
- 3-Piece Drawer Front Quattro, Quattro Solid, Duet, Duet Solid • up-charge unless standard



DESIGN CHOICES *continued*

3. Wood Species and Materials | pg G-4

Available in Cornerstone and Millennia

- Maple
- Cherry
- Alder
- Beech
- Hickory
- Sapele
- Laminate
- Rustic Maple
- Red Oak
- Rustic Alder
- Rustic Beech
- Rustic Hickory
- Thermofoil

Available in Millennia only

- VG Fir
- Rift White Oak
- Exotic Wood Veneer
- Italian Glass
- Thermo Structured Surface (TSS)
- Bamboo
- Rustic Pine
- HG Foil
- Greenlam



Cherry



Alder




Beech



Rift White Oak



Red Oak



Maple



Italian Glass



Greenlam

4. Stain and Paint color | pgs G-7 to G-8

Stain | 21 colors

- Burgundy
- Cayenne
- Caraway
- Chicory
- Cinnamon
- Cordovan
- Dune
- Ebony
- Espresso
- Hazelnut
- Honey
- Java
- Kona
- Mulberry
- Natural
- Opal
- Pecan
- Sea Drift
- Taupe
- Toffee
- Whisper White

Paint | Available on Maple only | 8 colors

- Breeze
- Cornsilk
- Mist
- Crème Brule*
- Cardinal
- Sage
- Icing
- Crème
- Ochre
- Sand
- White

*Crème with dark highlighting

Burnished | Maple/Rustic Maple only | 4 colors

- Brick (red)
- Ebony (black)
- Indigo (blue)
- Verdi (green)

4A. Gloss Level (sheen)

Standard Gloss

Matte Gloss



Paint



Light Stain



Medium Stain



Dark Stain

DESIGN CHOICES *continued*

5. Finish enhancements | pgs G-9 thru G-11

Choose one:

- Glazing Highlighting

Color choices:

- Chocolate Licorice
 Suede Vanilla
 Pewter

- Patina (Licorice) Antiqued (Chocolate)



Additional enhancements | pgs G-9 thru G-11

- Distressing Spattering

- Sand-Through to Wood (STTW)


- Sand-Through to Color (STTC)

Paint (top) _____

Stain (bottom) _____

- Artisan Package # choose one:

- A1 A2 A3
 A4 A5



NOTES
